

## 5x5E\_Size 6/700E\_Size 4

Part number: 275 219 030

### Mounting Adapter Kit

#### Scope of delivery

2 x	Adapter plate	With M5 fastening bolts
4 x	Nut, spring washer	M5



#### Field of use

The adapter kit is used to adapt an SK 5x5E to the mounting dimensions of an SK 700E.

#### Frequency inverter assignment

SK 700E series frequency inverters			SK 500E series frequency inverters		
Type	Size	Power	Type	Size	Power
SK 700E-182-340-A	4	18.5 kW	SK 5x5E-182-340-A	6	18.5 kW
SK 700E-222-340-A	4	22 kW	SK 5x5E-222-340-A	6	22 kW

#### Technical data

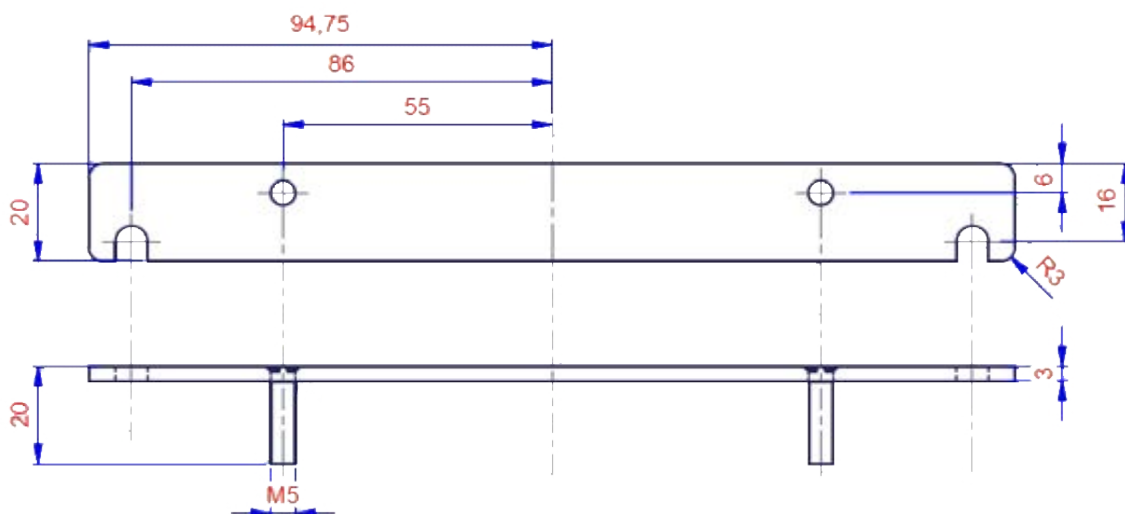
##### General

Material	Stainless steel
Wall mounting (bore hole)	2 x 2 x M5

Weight	approx. 190 g
Unit mounting (fastening bolt)	2 x 2 x M5



<b>Technical Information / Datasheet</b>	<b>5x5E_BG6/700E_BG4</b>			
Mounting Adapter Kit	TI 275219030	V 1.1	0715	EN

### Dimensions



### Installation

On the top and bottom of the frequency inverter, mount one adapter plate (1) each to the wall mount brackets (2).



Use supplied nuts and spring washers to do so. The fastening material (dowels, screws) for mounting in the intended location is not part of the scope of delivery.


\*Similar illustrations for different sizes

## NOTICE

### Damage to the unit

To avoid damaging the frequency inverter, turn the wall mount brackets by 180° (item 2) before mounting them to the frequency inverter.

This is the only way to ensure that a large area of the unit is securely fastened to the mounting surface with the *Mounting Adapter Kit*.



(1) – Standard position of wall mount bracket

(2) – Position of wall mount bracket when used with the *Mounting Adapter Kit*

### Further Documentation and Software ([www.nord.com](http://www.nord.com))

Document	Name
BU 0500	SK 500E - SK 535E frequency inverter manual
BU 0505	SK 54xE frequency inverter manual

Document	Meaning
BU 0700	SK 700E frequency inverter manual